




RENKUS-HEINZ

Coherent Topology Systems

CT5M SERIES



Shown without metal grille

Integrating Innovations for Breakthrough Performance

CT Series systems integrate Ralph Heinz' latest breakthroughs to achieve unprecedented performance. Because acoustics is a physical phenomenon, these advanced systems incorporate physical solutions to longstanding acoustical problems. TRue Array Principle (TRAP) enclosures ensure optimum coverage in tight-packed arrays. Complex Conic horns provide superior pattern control and more natural reproduction than conventional horns. Patented CoEntrant topology creates a new type of wideband, low distortion point source transducer. The result of integrating these new ideas is a system that redefines "reference quality" in medium- to large-scale sound reinforcement.

Advanced Complex Conic Horn Design

Designed around the spherical expansion of the acoustic pressure wave, Complex Conic horns provide constant beamwidth/directivity without the problems of conventional rectangular horns. These unique waveguides eliminate low frequency "pattern flip". The circular mouth has no corners to cause high frequency "feathering" and the resulting distortion.

With extended pattern bandwidth, lower distortion and minimal coloration, Complex Conic horns work better and sound far more natural than ordinary horns.

Because they have no large planar surfaces, Complex Conic horns are less prone to in-band resonances than ordinary horns. To eliminate resonance-induced coloration, CT Series horns are molded from UHMW Polyurethane.

ACOUSTICALLY COHERENT TOPOLOGIES

are integrated in high performance systems for applications that demand 128 dB peak SPL and reference quality

COENTRANT TOPOLOGY (U.S. Pat. 5,526,456)

Integrates a midrange cone and HF compression driver into a true point source with inherent time-alignment

COMPLEX CONIC: THE NEXT STEP IN HORN EVOLUTION

Complex Conic horns provide superior pattern control and more natural sound; may be rotated 90°

TRAP "TRUE ARRAY PRINCIPLE" CONFIGURATION


Assures coincident acoustical centers and minimal comb filtering in tight packed arrays

CHOICE OF WIDE PATTERN BANDWIDTH HORNS

90° x 40°, 60° x 40°, 60° x 60° and 40° x 40° patterns are suitable for applications from medium-throw single enclosures to tight-packed long throw clusters.

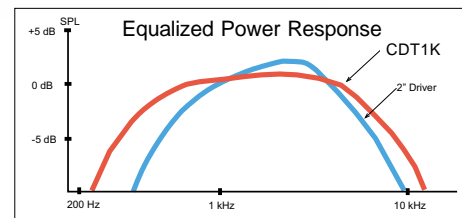
Patented CoEntrant Topology

Integrates the acoustic output of an 8" cone and a 1" compression driver into a wideband, high power true point source. The result is a revolutionary new type of transducer that outperforms ordinary compression drivers in every dimension: power handling, frequency response, distortion, reliability, etc.



Cutaway view showing the unique Coentrant design of the CDT-1K

Equalized Power Response Chart clearly shows the superior bandwidth of the CDT-1K



TRAP (TRue Array Principle) Operation

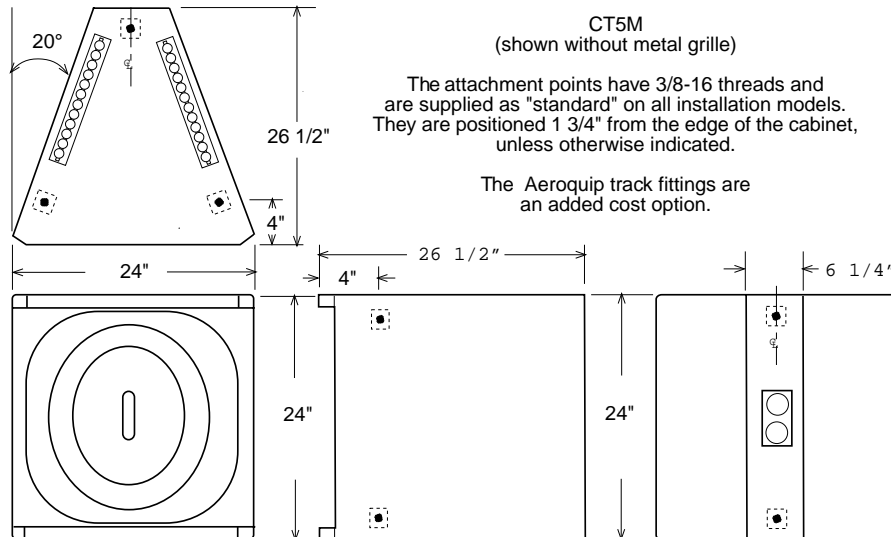
The Complex Conic waveguides used in these loudspeakers can also be easily rotated 90° within the cabinet. This converts the CT5M/64 and CT5M/94 loudspeakers into true TRAP modules that combine smoothly in arrays to drastically reduce comb filtering effects. The CT5M/44's symmetrical 40° pattern is TRAP-able without rotation.

TECHNICAL SPECIFICATIONS

Specifications are subject to change without notice

<p>SENSITIVITY (1w/1m): 102 dB on CT5M/44 & CT5M/64 101 dB on CT5M/66 & CT5M/94</p> <p>MAXIMUM SPL: 126 dB pgm on CT5M/44 & CT5M/64 125 dB pgm on CT5M/66 & CT5M/94</p> <p>DISPERSION: CT5M/44: 40° H by 40° V CT5M/64: 60° H by 40° V CT5M/66: 60° H by 60° V CT5M/94: 90° H by 40° V</p> <p>FREQUENCY RESPONSE: 500 Hz to 18 kHz</p> <p>MID/HIGH DRIVER: CDT-1K CoEntrant w/2" throat, 1" HF & 8" mids; 300 W pgm into 8 Ohms. Passive M/H crossover.</p> <p>CROSSOVER POINTS: 500 & 1500 Hz</p>	<p>ENCLOSURE MATERIALS: Multi-ply hardwood with perforated metal grille</p> <p>CONNECTOR OPTIONS: Neutrik NL4MPR or screw terminals</p> <p>FINISH OPTIONS: Black carpet, black or white paint, Natural (unfinished) Weather resistant (add suffix WR)</p> <p>HARDWARE OPTIONS: 12-point 3/8-16 univ. mtg. hdw, Aeroquip fly-track</p> <p>DIMENSIONS: 24" H x 24" W x 26 1/2" D (61cm x 61 cm x 67.3 cm)</p> <p>NET WEIGHT: 102 Lbs (46.3 Kg) net</p> <p>ASSOCIATED ITEMS: R-H System Specific power amplifiers and Loudspeaker Specific Processor modules, X series controllers, D26A digital controller.</p>
------------------------------------------------------------------------------------------------------------------------------------------------------------------------------------------------------------------------------------------------------------------------------------------------------------------------------------------------------------------------------------------------------------------------------------------------------------------------------------------------------------------------------------------------------------------------------------------------------------------------------	------------------------------------------------------------------------------------------------------------------------------------------------------------------------------------------------------------------------------------------------------------------------------------------------------------------------------------------------------------------------------------------------------------------------------------------------------------------------------------------------------------------------------------------------------------------------------------------------------------------------------------------------------------------------

DIMENSIONAL INFORMATION



NOTE:

For more detailed dimensional information, please refer to the 2D/3D drawing files on our web site or to the R-H Configurator.

ARCHITECTS' AND ENGINEERS' SPECIFICATIONS

The loudspeaker shall be a Renkus-Heinz () or approved equal mid/high loudspeaker system utilizing Complex Conic horn technology. Loudspeakers having conventional constant beamwidth or conical horns, or systems with separate midrange and high frequency transducers, will not be considered equal.

The loudspeaker system shall consist of a CoEntrant mid/high driver coupled to a single complex conic horn. The mid/high driver shall include a 1" HF driver and 8" weather resistant treated paper cone mid frequency driver having a 300 Watt at 8 Ohms power rating. The enclosure shall be a 40° trapezoidal cabinet constructed from multi-ply hardwood. It shall include a built-in mid/high crossover network.

The loudspeaker shall provide closely controlled () horizontal dispersion and () vertical coverage. Sensitivity shall be no less than () dB @ 1w,1m. Maximum program SPL shall be at least () dB. The frequency response shall be 600 Hz to 18 kHz.

The finish shall be (black carpet) (black paint) (white paint) (natural) (weather resistant). Connectors shall be (4-pin Neutrik)(screw terminals). The loudspeaker shall be no larger than 24" high, 24" wide and 26 1/2" deep. It shall weigh no more than 102 Lbs. A matching perforated metal grille shall be included. The enclosure shall be equipped with (universal mounting hardware providing a minimum of twelve 3/8-16 attachment points) (top and bottom mounted Aeroquip fly track).