

TECHNICAL SPECIFICATIONS

POWER OUTPUT RATINGS:
(20 Hz to 20 kHz < 0.1% THD)

P2850		P2950
500	w/ch @ 8 Ohms	800
750	w/ch @ 4 Ohms	1200
900	w/ch @ 2 Ohms	1500
1500	watts bridged (8 Ohms)	2400
1800	watts bridged (4 Ohms)	3000

VOLTAGE GAIN: 45 55

FREQUENCY RESPONSE: +0.0, -5 dB, 20 Hz to 20 kHz
THD (at 1kHz) DISTORTION: < 0.1% at RPO (4 Ohms)
SMPTE IMD: < 0.015 %

HUM & NOISE: -100 dB (referred to RPO @ 8 Ohms, 20 Hz to 20 kHz)

CROSSTALK: > 60 dB @ 400 Hz

INPUT SENSITIVITY: 1.4 V for RPO (at 8 Ohms)
INPUT IMPEDANCE: 20 K Ohms, balanced

SLEW RATE: > 40 v/usec
DAMPING FACTOR: > 200 @ 8 Ohms

POWER REQUIREMENTS: 120 VAC, 60 Hz
 230 VAC, 50/60 Hz
 1500 VA

COOLING: Dual front-to-rear var. speed DC fans

FEATURES: Temperature, DC @ output, and short circuit protection
 Delayed turn-on w/output muting
 Subsonic and ultrasonic filters
 Signal & Status LEDs

CONSTRUCTION: All steel closed-box chassis
 3/16" aluminum face panel
FINISH: Black (powder coat)

CONTROLS:
FRONT MOUNTED: Input level attenuators, power on/off,
REAR MOUNTED: Stereo/mono/bridging mode selector, Ground Lift Switch

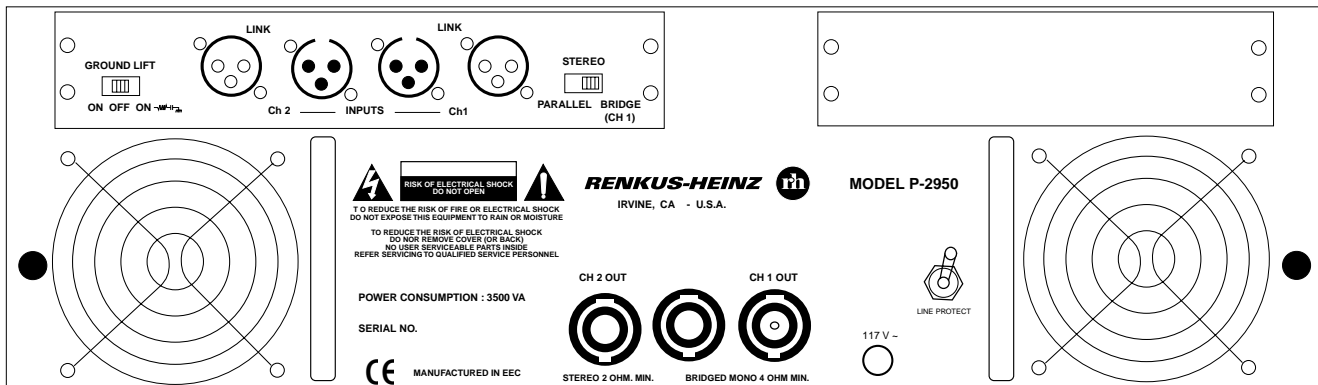
REAR PANEL CONNECTORS: Inputs; 3-pin female XLR (pin 2 +)
 Looping output; male XLR (pin 2 +)
 Outputs; 4-pin Neutrik Speakon

DIMENSIONS (H X W X D): 5 1/4" H x 19" W x 18" D (depth behind panel) (13.3 cm x 48.2 cm x 45.7 cm)

NET/SHIPPING WEIGHT: P2850: 63/70 Lbs (28.6/31.7 kg)
 P2950: 68/75 Lbs (30.8/34 kg)

ASSOCIATED EQUIPMENT: C12, C22 & L20 controller modules
 R-Control Remote Control & Monitoring System

P2850 / 2950 REAR VIEW



ARCHITECTS' AND ENGINEERS' SPECIFICATIONS

The power amplifier shall be a Renkus-Heinz model () or approved equal dual channel power amplifier designed specifically for continuous operation in high level entertainment applications.

The power amplifier shall have an FTC output power rating of at least () Watts per channel into 4 Ohm loads at less than 0.1% THD from 20 Hz to 20 kHz. Overall frequency response shall be within + 0.0 dB, - 0.5 dB over the same frequency range. Hum and noise level shall be at least -100 dB referred to RPO @ 8 Ohms.

The amplifier chassis shall be constructed from steel and have a 3/16" aluminum front panel finished in black. 4-pin Neutrik connectors shall be provided for output connections. Input connectors shall be 3-pin XLR type.

Front panel controls shall include the input level attenuators and power on/off switch.

A rear mounted stereo/mono/bridging control and a ground lift switch shall also be provided.

[Optional - - include only when a controller module is desired - - The amplifier shall include a plug-in (C12) (C22) controller module calibrated to match the equalization, protection and delay requirements of the associated loudspeaker systems. The module shall provide 4th-order, 24 dB per octave cross-overs, low frequency signal delay circuitry, and protective circuitry for the associated loudspeakers.]

[Optional - - include only when remote control & monitoring is required - - The amplifier shall also include a computer network module with its own unique identification number that allows for computer based remote control and Monitoring.]

The power amplifier shall be 5 1/4" high by 19" wide and weigh no more than () Lbs. The overall depth behind the front panel shall be no more than 18".



19201 Cook Street, Foothill Ranch, CA 92610-3501

Tel: 949-588-9997 Fax: 949-588-9514 E-mail: Sales@renkus-heinz.com Web: www.rh.com


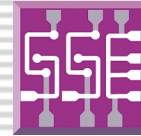
RH409 15/00



RENKUS-HEINZ

System Specific Power Amplifiers

P2850 / P2950



Optional R-Control Network Interface

Engineered as integral components of Reference Point Systems

Sound system components can always be improved, but the basic materials and technologies are mature: any gains in performance will be incremental. New reference points in sound reinforcement will only be reached by working with the entire system from line-level signal to listener.

Our new System Specific Power Amplifiers reflect this design philosophy. They are engineered to function as key elements of integrated systems. Output levels are chosen in reference to driver power handling capacities. Plug-in Loudspeaker Specific Processor modules monitor output voltage to protect the amplifier and loudspeaker independently of front panel input gain settings. Optional R-Control Remote System Supervision capabilities allow complex systems to be controlled from a single computer. As a result of this integrated systems approach, System Specific Power Amplifiers save rack space, simplify set up, and allow audio professionals to focus on delivering accurate reproduction, instead of chasing down problems to get the system functioning.

Two Power Levels

Both the P2850 and P2950 are three rack space amplifiers. The P2850 delivers 750 Watts/channel into 4 Ohms (500 Watts/channel into 8 Ohms).

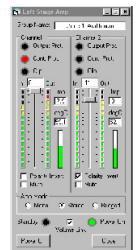
The P2950 delivers 1200 Watts/channel into 4 Ohms (800 Watts/channel into 8 Ohms).

Three Loudspeaker Specific Processor Modules

The C12 is a single-input (mono) dual-output (bi-amp) module. It typically configures the amplifier to power 2-way active (bi-amp) loudspeakers. The C22 is a dual-input, dual-output (stereo) module. It typically configures the amplifier to power full range passive loudspeakers or subwoofers. Both modules provide crossover, equalization, phase compensation and protection limiting. Signal processing parameters are set by Renkus-Heinz engineers based on comprehensive measurements of actual system performance. For systems where external DSP (digital signal processing) units provide crossover, equalization and time alignment, the L20 dual-channel protection limiter offers fail-safe protection to loudspeakers and listeners.

R-Control Remote Supervision Network

All System Specific Power Amplifiers are designed to accept the R-Control network interface card. Based on proven standards such as Echelon LonWorks® and Microsoft Visual Basic®, R-Control is cost-effective, easy to learn and to use, and easy to install. R-Control allows free network topologies using twisted pair wiring. R/H amplifiers identify themselves to the network using a service pin and a unique ID number. Networks can be up to 2700 meters long, or longer if readily available LonWorks routers are used.



R-Control's remote system supervision capabilities include:

- real-time load monitoring
- limit and clipping indicators
- power on/off with sequencing.