

### Outstanding Performance, Unequaled Versatility

TRX Series loudspeakers use advanced technology and application-driven engineering to bring live sound closer to the ultimate reference point: reality. Cutting edge driver technology and unique innovations such as our Complex Conic horns deliver natural sounding music and intelligible speech.

Versatile enclosure designs, combined with a wide range of mounting options and associated hardware, provide unrestricted flexibility for both portable and installed applications. Wherever audiences and operators demand superior performance and ease of use, TRX Series loudspeakers are the choice for unequalled value.

#### Applications

- Virtually any application where directional control and arrayability are critical issues and outstanding sonic performance is required.
- Distributed sound reinforcement systems in sports arenas and stadiums.
- Multi-channel A/V playback systems, live sound and music systems in clubs and disco's (with optional subwoofers).
- Array modules for theatrical and concert sound systems, sound reinforcement systems in houses of worship, performing arts centers, etc.

### Advanced Complex Conic Horn Design



Designed around the spherical expansion of the acoustic pressure wave, Complex Conic horns provide constant beamwidth/directivity without the problems of conventional rectangular horns. These unique waveguides eliminate low frequency "pattern flip"; have no corners to cause high frequency "feathering" and the resulting pattern distortion.

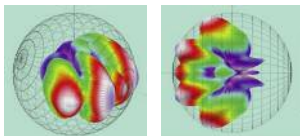
With extended pattern bandwidth, lower distortion and minimal coloration, Complex Conic horns work better and sound far more natural than ordinary horns.

### TRAP (TRue Array Principle) Design



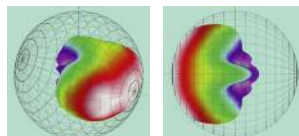
TRAP array modules combine to produce a phase aligned wavefront having an absolute minimum of lobing. The result is no more "hot spots", no more "dead spots".

Conventional Cluster



Conventional loudspeakers interfere with each other to produce lobing

Trap Cluster



TRAP loudspeakers produce a coherent wavefront

## TRX Series

### TRX121T

#### 12" Woofer + 1" HF 2-Way Complex Conic Loudspeaker System



#### • 20° Trapezoidal Design

Outstanding, full-range, 65 Hz to 18 kHz performance in a compact 20° trapezoidal enclosure.

#### • Exclusive Complex Conic Design

Complex Conic horns provide superior pattern control with low distortion.

#### • Choice of Coverage Patterns

Complex Conic horns provide well controlled 60° by 40° or 90° by 40° coverage, may be rotated 90° within cabinet.

#### • TRAP (TRue Array Principle) Design

TRX121T Series loudspeakers with horns rotated 90° become true 40° TRAP modules.

#### • Heavy-Duty 12" Woofer

With treated fiber cone easily handles 500 Watts of program power.

#### • Built-in Crossover

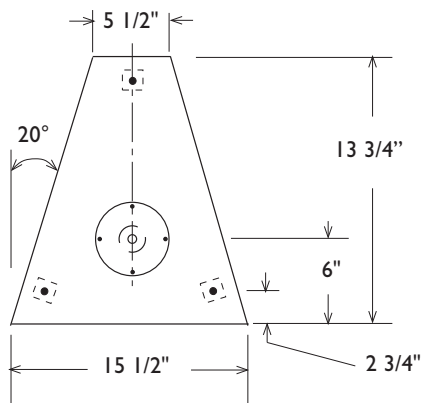
Eliminates need for a separate electronic crossover and bi-amplification.

## TECHNICAL INFORMATION

<b>Sensitivity:</b>	99 dB (1W/1m) @ 500 Hz	<b>Enclosure:</b>	Multi-ply hardwood, perforated metal grille
<b>Maximum SPL:</b>	126 dB program, 129 dB Peak	<b>Connectors:</b>	Screw terminals or Neutrik 4-pin connectors
<b>Dispersion:</b>	(TRX121T/6) 60° H by 40° V* (TRX121T/9) 90° H by 40° V*	<b>Finish Options:</b>	Black or white paint Custom colors Natural (unfinished) Weather resistant
<b>Frequency Response:</b>	65 Hz to 18 kHz	<b>Hardware Options:</b>	12-point univ. mtg. hdw. Omnimount Series 120 nut-plate R-HANG array mounting hardware Tripod socket & handles
<b>HF Driver:</b>	1" SSD202-8 driver, 40 W RMS, 80 W program	<b>Dimensions:</b>	26 1/2" H x 15 1/2" W x 13 3/4" D (67.3 cm x 39.4 cm x 34.9 cm)
<b>LF Driver:</b>	12" model SSL12-12 woofer, 2.5" VC, treated fiber cone; 250 W RMS, 500 Watts program	<b>Net Weight:</b>	40 Lbs (18.1 Kg) net
<b>Crossover Point:</b>	1.8 kHz		
<b>Power Rating:</b>	500 Watts program at 8 Ohms		

**Note:** Complex Conic horns may be rotated 90 degrees within the enclosure.

## DIMENSIONAL INFORMATION



UMH (Universal Mounting Hardware) attachment points are standard on all fixed installation models. The points have Metric M10 threads and are positioned 1 3/4" from the edges unless otherwise indicated. A nut plate for Omnimount Series 120 mounting hardware may be substituted for the UMH points; can be either top, bottom or side mounted. U-bracket attachment points and R-HANG array mounting hardware are other options.

Portable models are normally supplied with handles and a tripod socket and no attachment points.

The enclosure is shown without its metal grille. For more detailed dimensional information, please refer to the 2D and 3D drawing files on our website, [www.renkus-heinz.com](http://www.renkus-heinz.com)

