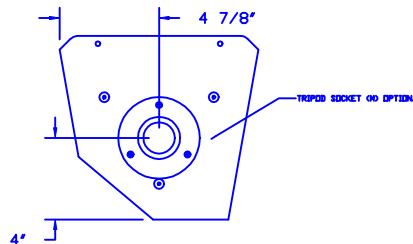
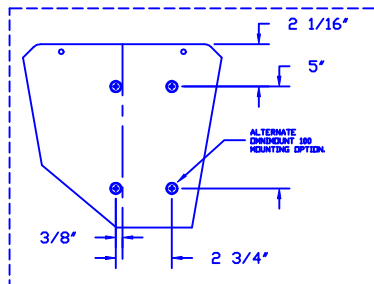
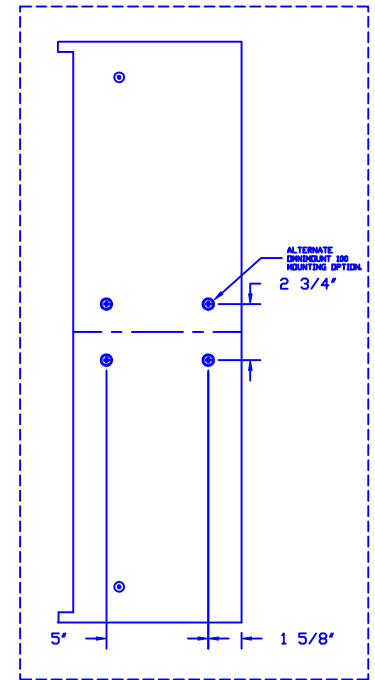
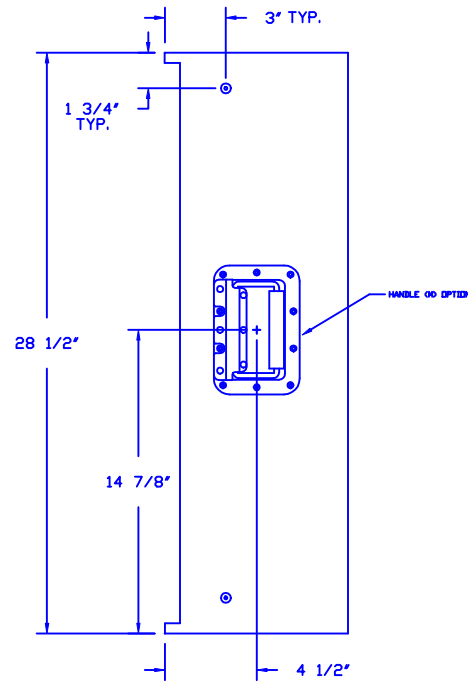
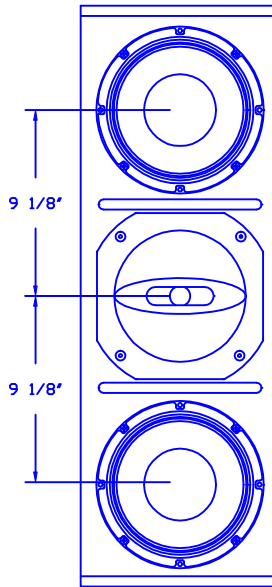
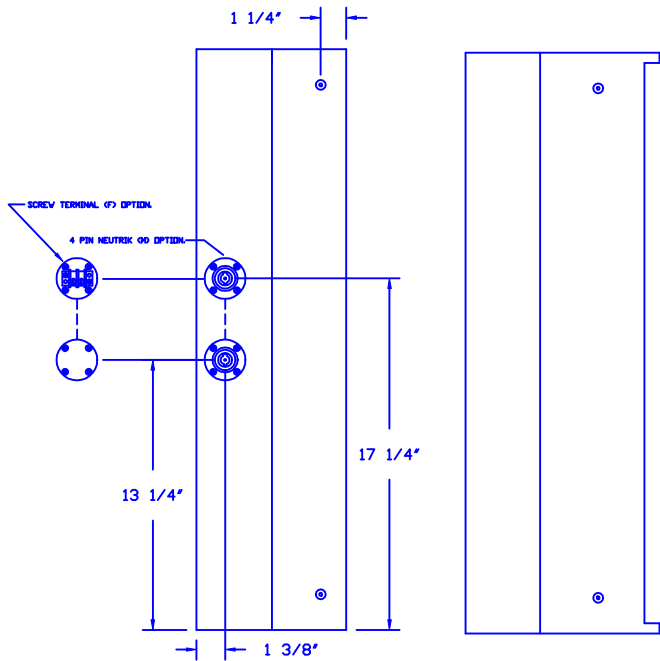
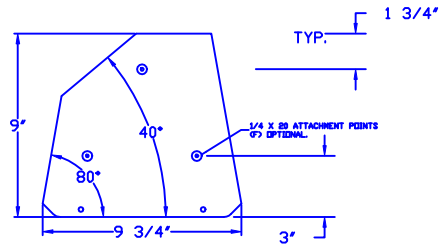


**NOTES**

1. Outside dimensions are for painted cabinets. Add approximately 0.25 inch for carpeted cabinets.
2. Attachment point locations are approximate. Design attachment plates with slotted holes for adjustability.



**PART NUMBER LIST**

REV	DESCRIPTION	DATE	BY
A	RELEASED ECO 8826E	5/22/97	GL
B	ADDED DIMENSIONAL OPTION ECO 8829E	1/26/98	P.R.

UNLESS OTHERWISE SPECIFIED	INTL.	DATE	RENKUS-HEINZ, Inc.	
DIMENSIONS ARE IN INCHES	DRAWN P.R.	5/22/97	TITLE: TRC82/9 & TR82/12	
TOLERANCES AND ANGLES AS SHOWN	CHECK GL.	5/22/97		
DECIMALS	DESIGN		REF. DWG. D00507-B.DWG. SIZE CODE TIGHT DWG. NO. 600-SPKRASMTRC82 REV	
32X 1/8"	ENG.			
	APPROV.			
	APPV.			
NEXT ASSY. USED IN APPLICATION	DO NOT SCALE DRAWING	SCALE 1 = 3/16" (WEIGHT)	SHEET 1 OF 1	

THE MATERIAL CONTAINED HEREIN IS PROPRIETARY TO RENKUS-HEINZ AND SHALL NOT BE REPRODUCED, DISCLOSED OR USED FOR ANY OTHER PURPOSE WITHOUT THE WRITTEN APPROVAL OF RENKUS-HEINZ.